

The background of the slide is a photograph of a modern building with a complex, curved glass and steel facade. The building is set against a clear blue sky. The foreground shows a dark, paved area with long, dark shadows cast across it, suggesting a low sun position.

AVL Embedded Software Model-Based Design Platform Based on MATLAB and Simulink

MathWorks Automotive Conference 2015
Stuttgart, 24 September 2015

Thierry Dalon
AVL Software and
Functions GmbH

Outline



1. Company use-cases introduction
2. In-house tool platform overview
3. Technical challenges and innovative solutions

Overview AVL Powertrain Controls Business Fields



Passenger Cars



2-Wheelers



Racing



Construction



Agriculture



Commercial Vehicle



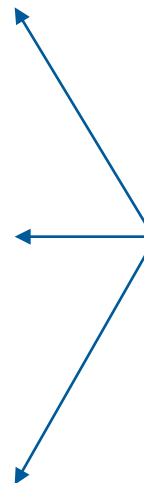
Locomotive



Marine



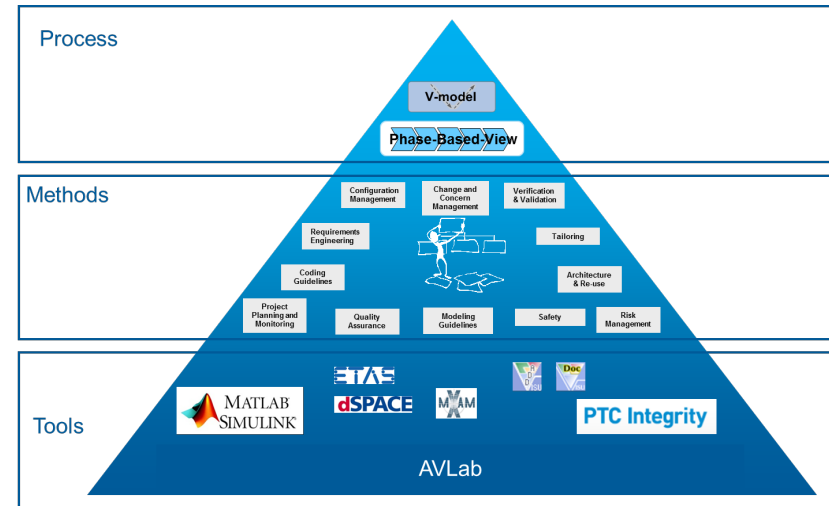
Power Plants



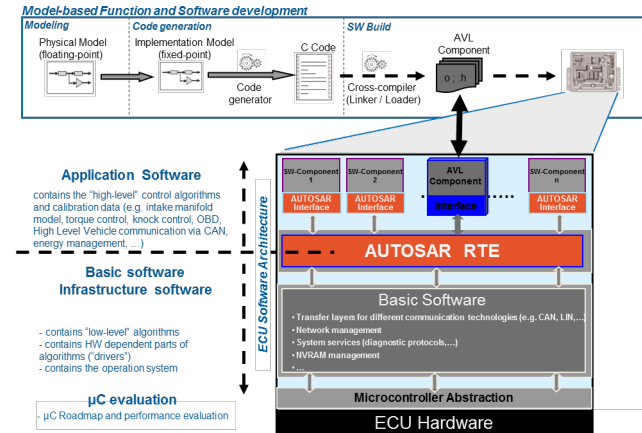
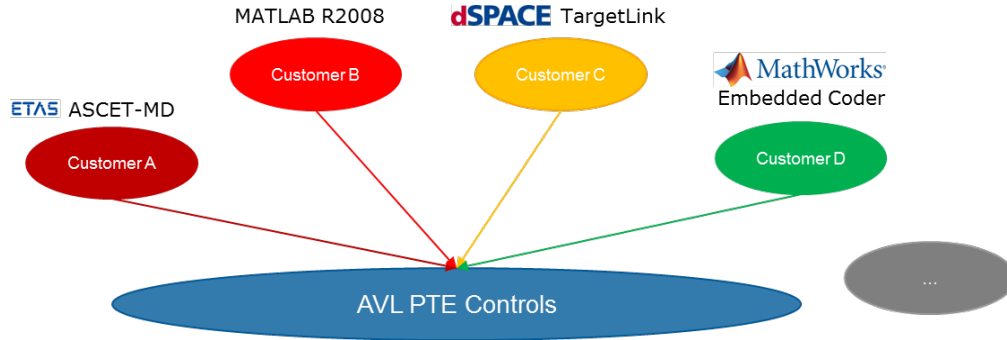
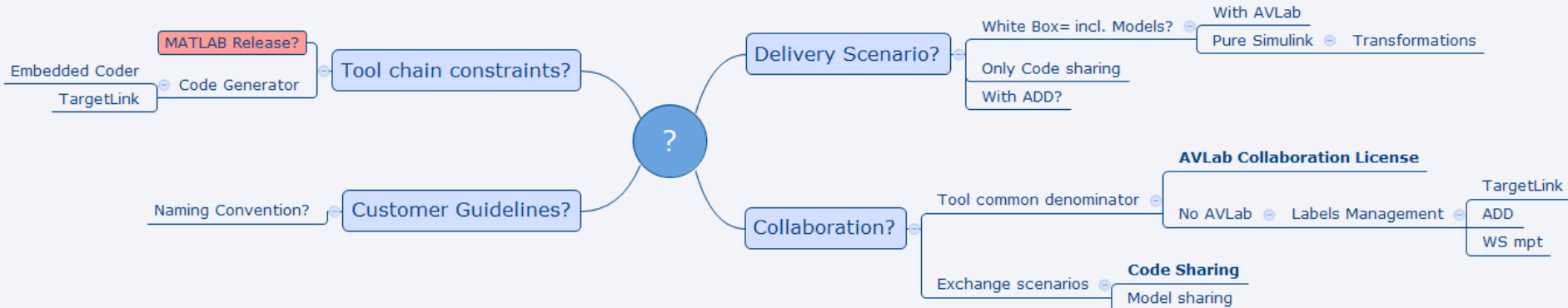
Software and function development

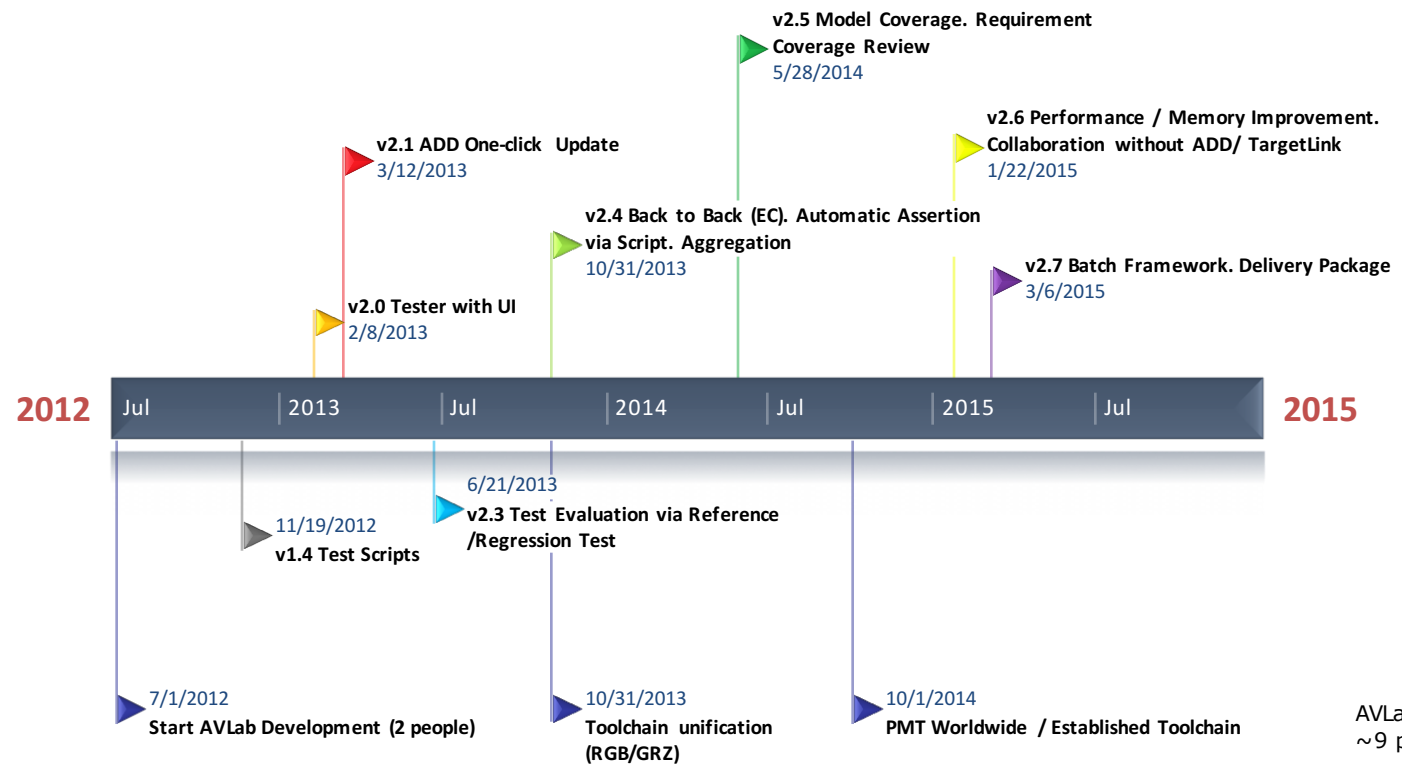
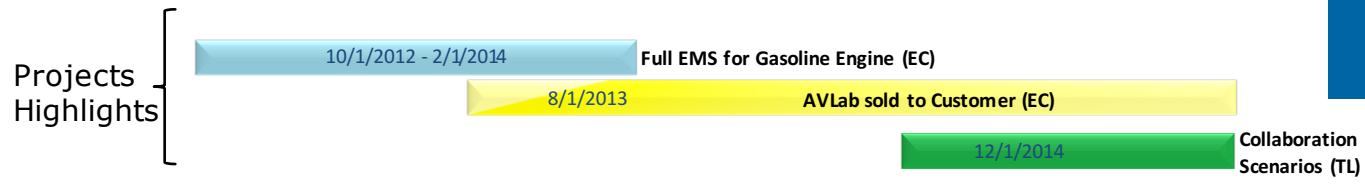
“AVLab” Approach and Philosophy

- Do not make, if you can buy state-of-the-art tool covering our needs
- Build toolchain/interfaces between existing tools (glue tools) to have an *integrated seamless toolchain*
- Don't be dependent but flexible (*open* platform)
- Cover/support all standard tool landscape/customer scenarios with least effort
- Component-based approach
- Support processes/methods
- Standardization
- Proxy for best practices
- Re-use oriented



AVL Customer Toolchain Use Cases





AVLab Team now: ~9 people

AVLab Timeline

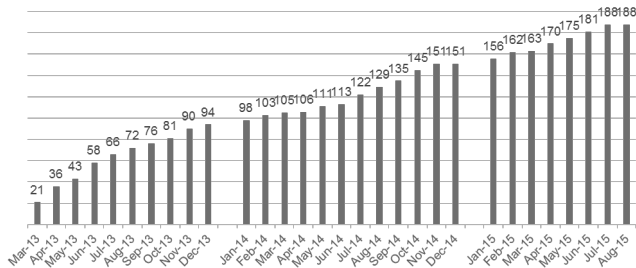
AVLab Users

AVLab supports the MBD development process in several AVL PTE affiliates around the world.

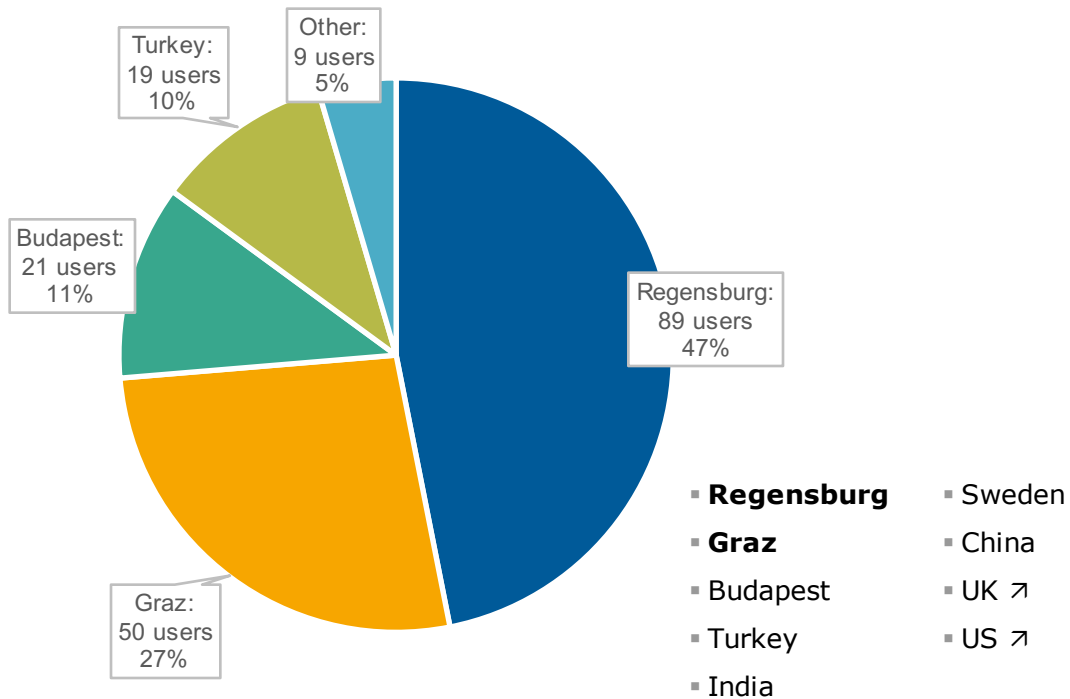
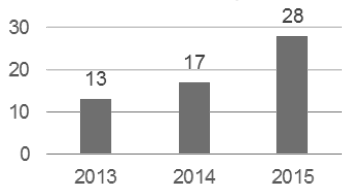


AVLab has a strong in-house user basis (**188** users).

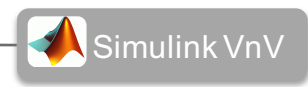
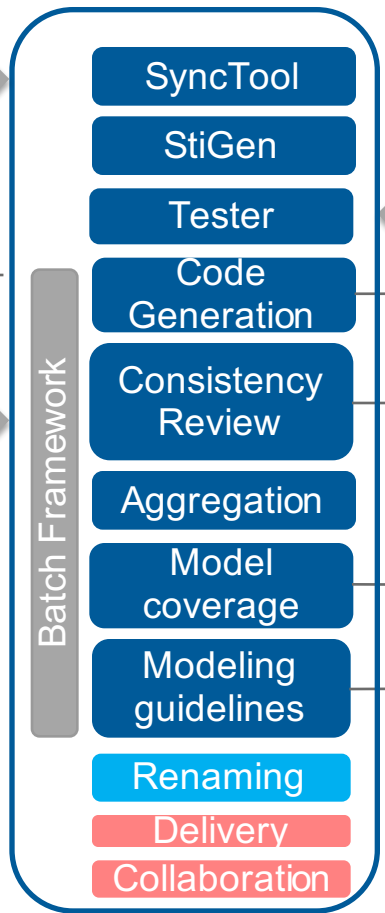
Number of users per month 2013-2015



Average number of users a day



AVLab Modules and Tool Integrations



AVLab Advantages

Before AVLab:

- Too many tools, too complex
- Local project specific solutions/scripts (fill missing feature)
- High Cost and time delay because of tools
- Effort to link tools
- Multiplied maintenance and effort by project
- Developer without guidance

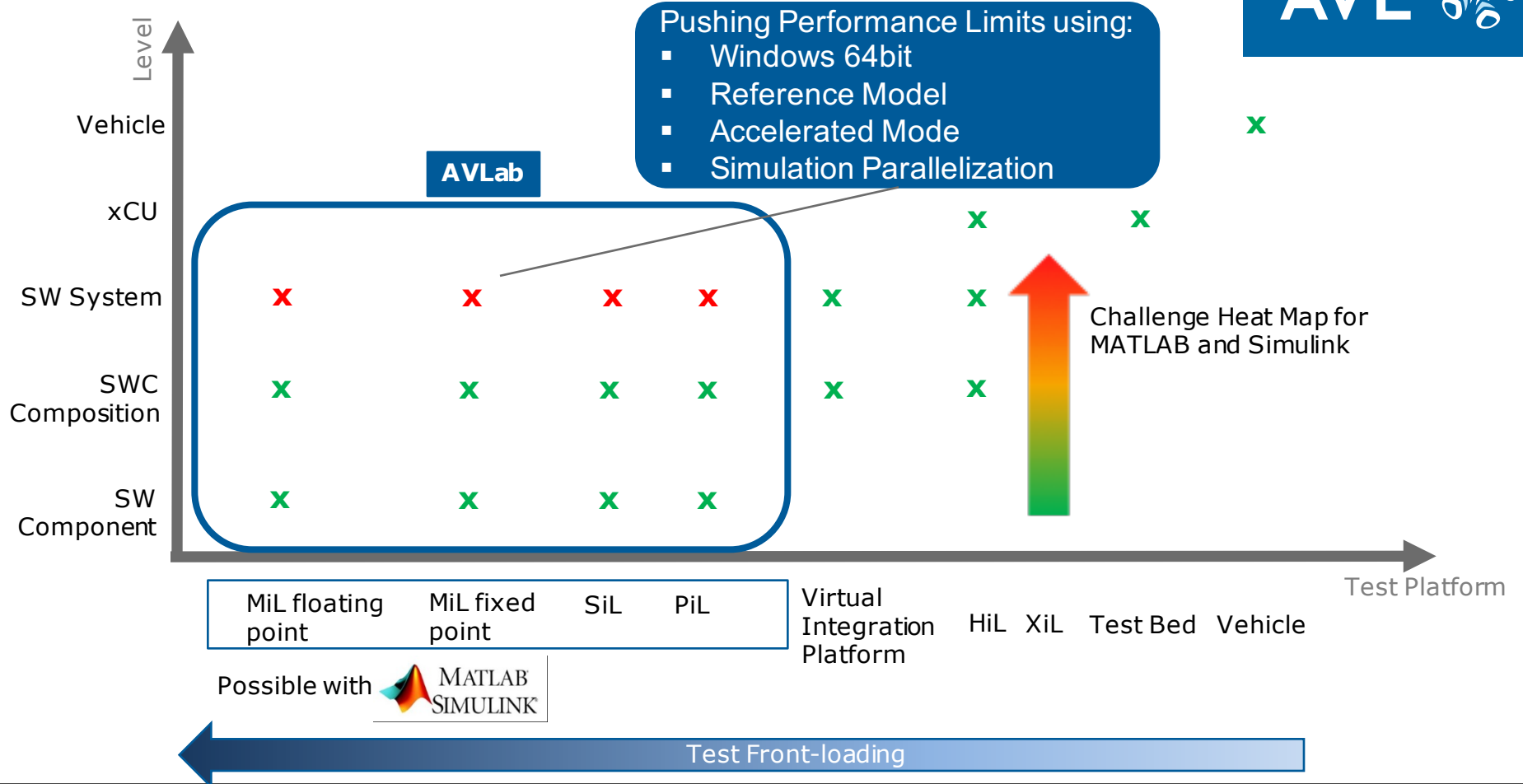


With AVLab:

- Shorter development time
- Increased efficiency and productivity (one-click solutions)
- Better quality
- Best practices proxy/levelling up
- Easy re-use
- **One** standard workflow/**one** way (from start to end/continuity)
- **One** platform (tool linked together/seamless toolchain)



Development Levels and Test Platforms



List of Challenges

We will present our current answers to some of following questions/challenges:

- **How to ensure Traceability to the System-Under-Test?**
- How to support Data Management for both Embedded Coder and TargetLink?
- How to handle Calibration Data for a component and Test Cases?
- **How to handle simulation data in a lean way to reduce out of memory issues but still ensure test results consistency?**
- How to push the limits of full ASW System simulation on MATLAB and Simulink?
- **How to support component aggregation in MATLAB and Simulink in a semi-automatic way?**
- **How to ensure consistency between all development artefacts?**
- How to ensure test continuity between different test platform (example MiL/SiL -> HiL)? [re-use and Back-to-Back]
- ...

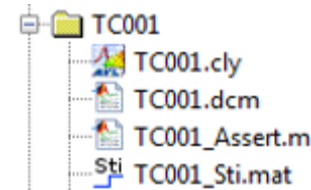
Lean Specification Data management

Test Specification Data are handled in single files.

One directory per Test Case.

Test Cases directory contains

- Specification data (stimuli, calibration file)
- Evaluation data (plot config, assessment script, reference signals)



Advantages:



- Allows direct access to information (example Test Case calibration)
- Straightforward re-use of test cases
- Traceability Test Case Item to test case data (source traces in Integrity) with suspect/impact analysis

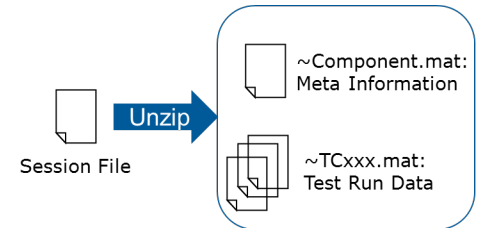
Lean Modular Simulation Data management

Simulation Data

- Simulation Data is split from Configuration Data and saved in a separated file
- Simulation Data belonging to a Test Session are packed/ zipped together for test run consistency
- If the System-Under-Test is unchanged (checksum), Data are merged. Else reset.

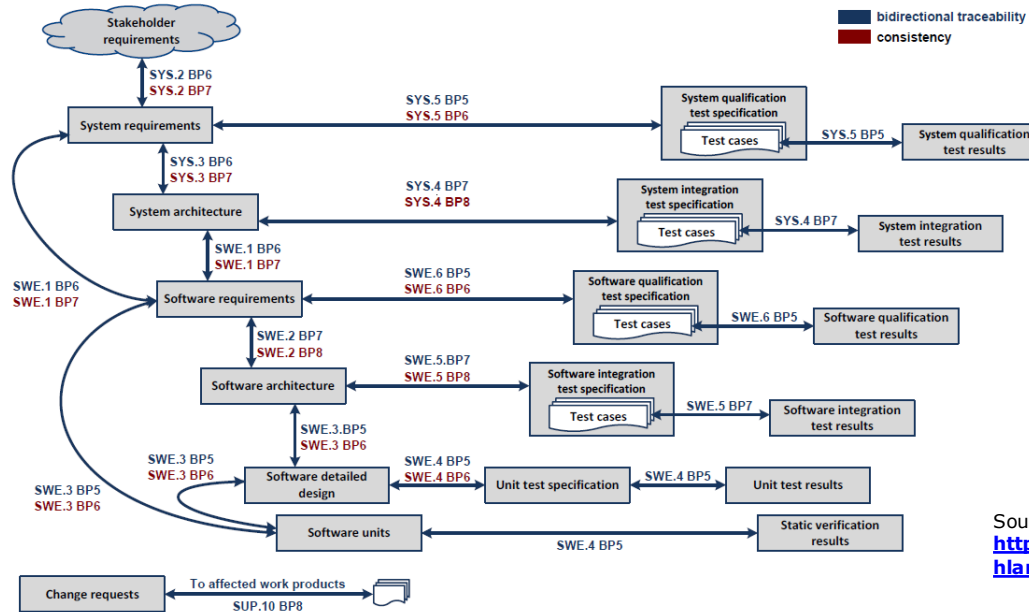
Advantages:

- Ensure consistency
- Lean memory usage for evaluation
 - Only result data from one Test Case is loaded simultaneously.
 - Only the necessary signals are loaded. (mat-file API)
- Supports Simulation Parallelization



Traceability & Consistency Challenge

In automotive SPICE 3.0 special focus on traceability and consistency.



Source: B. Sechser
http://www.slideshare.net/Polarion_Deutschland/automotive-spice-30-was-ndert-sich

Example: Test Report and Test Results shall reference to the revision of the System-Under-Test.


Traceability System-Under-Test (SUT)

Challenge:

Assure all test work products are traceable to their tested objects.

“What was tested?”

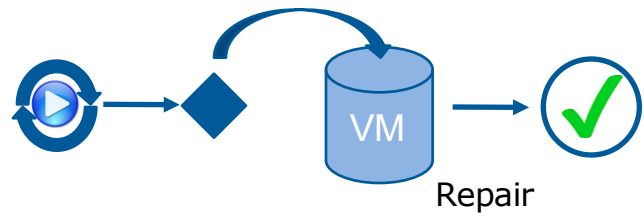
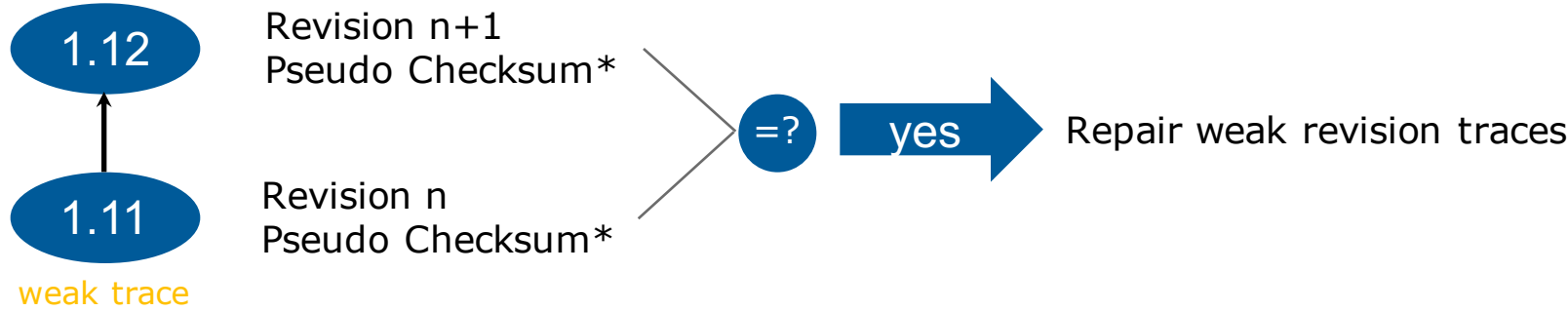
Summary of solutions

1. Display revision as Expanded Keywords Properties (Model, ASCII Files) 
2. Download revisions from Version Management Repository and run test against downloaded unmodified revisions (redirect path to download location)
3. Tracing revision in working Sandbox/on the fly; marking of weak (=modified) revision traces
4. Solution 3 + automatic repair of weak revision traces

Traceability System-Under-Test (Solution 4)

Solution 4: Run against working files and gather on the fly suspect/weak trace information + checksum information

Repair Weak revision traces



*Pseudo Checksum=Checksum of artefact without revision information

Artefacts Consistency Check

Goal:

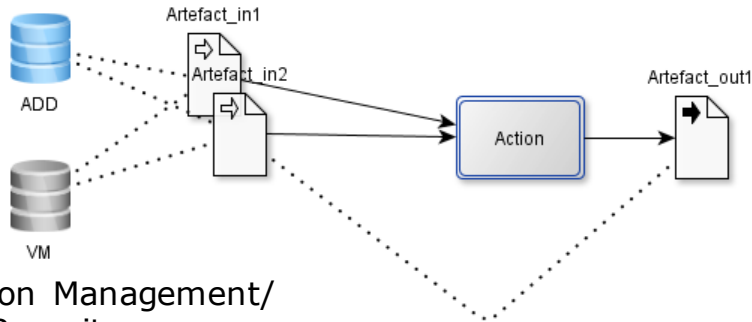
- While looking at a collection of artefacts, be able to check if they are consistent together.

Problematic examples/pitfalls:

- Are the test artefacts (e.g. Test Report, Test Results) consistent with the data label definition?
- Was the delivered model tested?
= Is the test configuration in the delivery consistent with the one used for testing?
- Is the documentation up-to-date = consistent with the delivered model revision?
- Is the Test Report consistent with the deliverables?
- ...

Artefacts Consistency Check - tracing

Label Repository



Version Management/
File Repository

Action Examples:

- Generate Documentation
- Write Test Report
- Run Test Session
- ADD Update
- Generate Code
- ...

Traces are available as text (in file header) and hidden as file properties.

Artefact Consistency Check/ Matrix - Report

ScrCtrl_Artefacts_Consistency_Report_20150511T093907.xlsx - Excel

FILE HOME INSERT PAGE LAYOUT FORMULAS DATA REVIEW VIEW

Clipboard Font Alignment Number Styles Cells Editing

A5 : X ✓ fx ScrCtrl\mdl_test\ScrCtrl_Test.mdl

	A	B	C	D	E	F	G	H	I	J
1										
2	Artefacts/Trace	MUTRev	fDataRev	fcalRev	ADDProjectID	ADDContainerStatus	ADDContainerVersion	ADDDataType	ADDContainerName	
3	ScrCtrl\mdl\ScrCtrl_Data.m	1.7	1.2	1.8	B083229.7.1.0	fixed	1.2.0	software	ScrCtrl	
4	ScrCtrl\mdl\ScrCtrl_Lib.mdl	1.6	1.2	1.8	B083229.7.1.0	fixed	1.2.0	software	ScrCtrl	
5	ScrCtrl\mdl_test\ScrCtrl_Test.mdl	1.7	1.2	1.8	B083229.7.1.0	fixed	1.2.0	software	ScrCtrl	
6	ScrCtrl\mdl_test\ScrCtrl_TestReport.docx	1.3	1.1	1.6	B083229.7.1.0	fixed	1.2.0	software	ScrCtrl	
7	ScrCtrl\src_test\ScrCtrl_TestReport.docx	1.4	1.1	1.8	B083229.7.1.0	fixed	1.2.0	software	ScrCtrl	
8	References	1.7	1.2	1.8	B083229.7.1.0	fixed	1.2.0	software	ScrCtrl	
9										

1										
2	Artefacts/Trace	MUTRev	fDataRev	fcalRev	ADDProjectID	ADDContainerStatus	ADDContainerVersion	ADDDataType	ADDContainerName	
3	ScrMdl\mdl\ScrMdl_Data.m	1.26	1.19	1.23	B083229.7.2.0	draft	2.5.0	software	ScrMdl	
4	ScrMdl\mdl\ScrMdl_Lib.mdl	1.26	1.19	1.21	B083229.7.2.0	draft	2.5.0	software	ScrMdl	
5	ScrMdl\mdl_test\ScrMdl_Test.mdl	1.23	1.18	1.23	B083229.7.2.0	draft	2.5.0	software	ScrMdl	
6	ScrMdl\mdl_test\ScrMdl_TestReport.docx	1.24	1.11	1.19	B083229.7.2.0	draft	2.3.0	software	ScrMdl	
7	ScrMdl\src_test\ScrMdl_TestReport.docx		1.11	1.19	B083229.7.2.0	draft	2.4.0	software	ScrMdl	
8	References	1.26	1.19	1.23	B083229.7.2.0	draft	2.5.0	software	ScrMdl	
9										

Outlook / Roadmap

2015: Major Milestones:

- Interface to Integrity Test Management
- Review / Consistency Module

Hot Topics: AUTOSAR, MultiCore Support

Continuity towards HiL, Virtual Integration Platform

2016: Continuous Integration (Review)



Contact:
Thierry Dalon
thierry.dalon@avl.com
+49 941 63089 - 203

THANK YOU



www.avl.com



Backup Slides



www.avl.com



MATLAB/Simulink ADD Interface

Synchronize Tool

- One-click ADD Update (ADD to MATLAB: data synchronization)
- ADD2Simulink: Synchronization ADD<-> Simulink
- Consistency Check
- Seamless Integration

Simulink Model and MATLAB Workspace are in Sync



Consistency Check Report for component ObsrBsg

Tool: Consistency checker
 ADD Project: A18007 1.0.0
 ADD Container Name: ObsrBsg
 ADD Container Version: 1.0.0
 ADD Container ID: 0x133

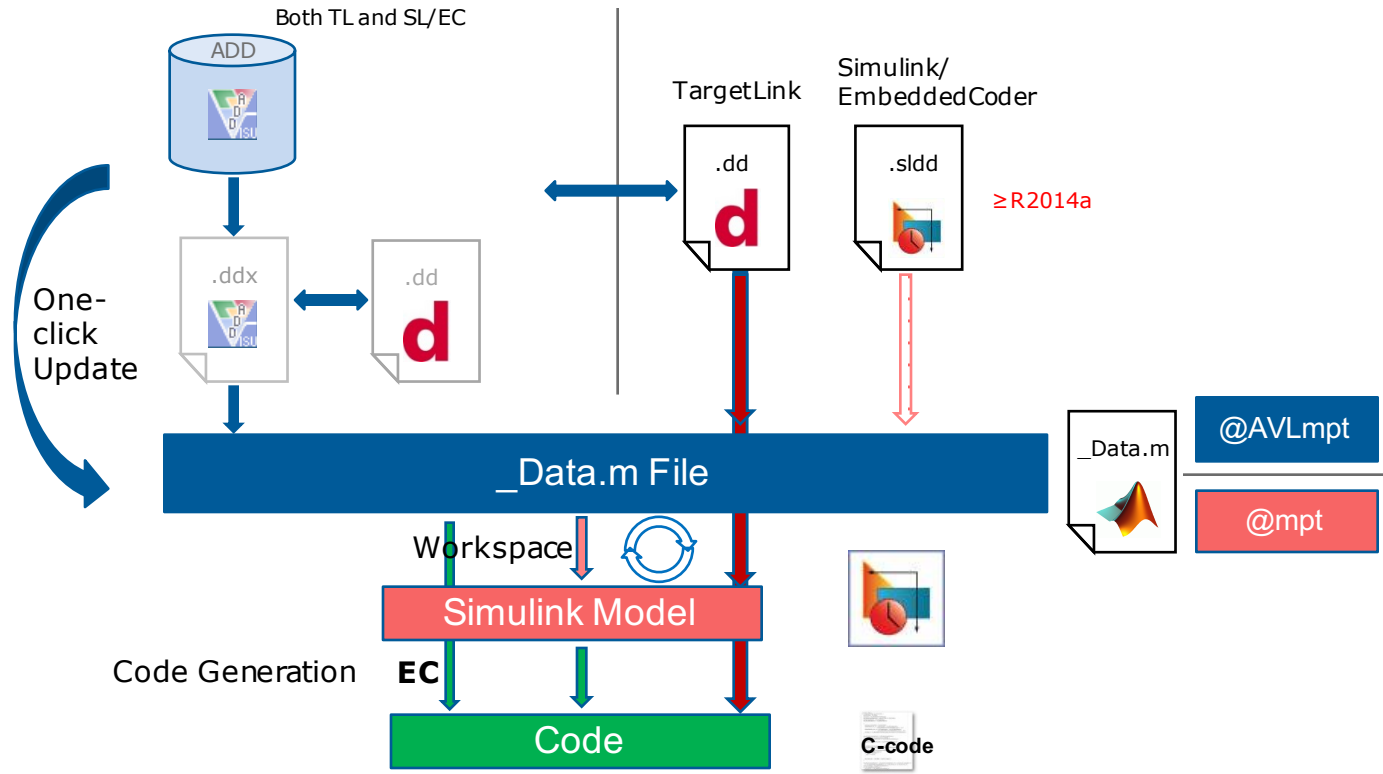
Run on 30-Jun-2015 15:31:20 by ALVAREZ.M.

48 Inconsistent labels found (out of 64).

Name	Classification	Type	Data Type	Unit	inADD	inSL
B5OF_SbAct					0	1
B5OF_TEm					0	1
B5OF_TEmIn					0	1
B5OF_TEmOut					0	1
B5OF_TEmInV					0	1
B5OF_TqBsgAct	Input	Online	float32	Nm	1	1
B5OF_TqBsgDynMax	Input	Online	float32	Nm	1	1
B5OF_TqBsgDynMin	Input	Online	float32	Nm	1	1
B5OF_TqBsgQstatMax	Input	Online	float32	Nm	1	1
B5OF_TqBsgQstatMin	Input	Online	float32	Nm	1	1
B5OF_UHvActFromBsg	Input	Online	float32	V	1	1
B5OF_bAcvEmAcvSc					0	1
B5OF_bAcvEmPulsOff					0	1
Obb_NBsgAct	Output	Online	float32	1/min	1	1
Obb_NBsgAct_P	Local	Parameter	float32	1/min	1	0
Obb_NBsgN_P	Local	Parameter	Boolean	-	1	0
Obb_SBsgTqAbsvMax_P	Local	Parameter	Boolean	-	1	0
Obb_SBsgTqAbsvMin_P	Local	Parameter	Boolean	-	1	0
Obb_SBsgTqDynMax_P	Local	Parameter	Boolean	-	1	0
Obb_SBsgTqDynMin_P	Local	Parameter	Boolean	-	1	0
Obb_SBsgTqQstatMax_P	Local	Parameter	Boolean	-	1	0
Obb_SBsgTqQstatMin_P	Local	Parameter	Boolean	-	1	0
Obb_SBsgTq_P	Local	Parameter	Boolean	-	1	0
Obb_SBsgUHvAct_P	Local	Parameter	Boolean	-	1	0
Obb_SBsgUHvAct					1	0

Name	Classification	Type	Data Type	Unit	inADD	inSL
B5OF_NBsgAct	Input	Online	float32	1/min	1	1
B5OF_SbAct					0	1
B5OF_TEm					0	1
B5OF_TEmIn					0	1
B5OF_TEmInV					0	1
B5OF_TqBsgAct	Input	Online	float32	Nm	1	1
B5OF_TqBsgDynMax	Input	Online	float32	Nm	1	1
B5OF_TqBsgDynMin	Input	Online	float32	Nm	1	1
B5OF_TqBsgQstatMax	Input	Online	float32	Nm	1	1
B5OF_TqBsgQstatMin	Input	Online	float32	Nm	1	1
B5OF_UHvActFromBsg	Input	Online	float32	V	1	1
B5OF_bAcvEmAcvSc					0	1
B5OF_bAcvEmPulsOff					0	1
Obb_NBsgAct	Output	Online	float32	1/min	1	1
Obb_NBsgAct_P	Local	Parameter	float32	1/min	1	0
Obb_NBsgN_P	Local	Parameter	Boolean	-	1	0
Obb_SBsgTqAbsvMax_P	Local	Parameter	Boolean	-	1	0
Obb_SBsgTqAbsvMin_P	Local	Parameter	Boolean	-	1	0
Obb_SBsgTqDynMax_P	Local	Parameter	Boolean	-	1	0
Obb_SBsgTqDynMin_P	Local	Parameter	Boolean	-	1	0
Obb_SBsgTqQstatMax_P	Local	Parameter	Boolean	-	1	0
Obb_SBsgTqQstatMin_P	Local	Parameter	Boolean	-	1	0
Obb_SBsgTq_P	Local	Parameter	Boolean	-	1	0
Obb_SBsgUHvAct_P	Local	Parameter	Boolean	-	1	0

Data Management – Labels Dictionary

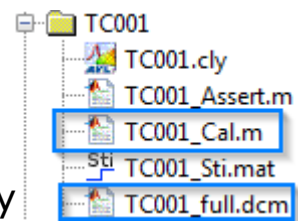


```

Editor - D:\Sandboxes\ARE2043\Controls\Functions\Hmi\DrvReqFile\mdl\
File Edit Text Go Cell Tools Debug Desktop Window Help
% Created by AVLlab ddx2m on 29-Jan-2013 16:2
% from file: D:\Sandboxes\ARE2043\Controls
% Container name: DrvrReqFile
% Container status: fixed
% Version: 1.1.0
% File created on 04-Dec-2012 10:40:39
% File last modified on 29-Jan-2013 16:28:
% Data Type: software
% Number of Labels: 11
-----
% MATLAB file generated by Simulink.saveVar
% MATLAB version: 7.13.0.564 (R2011b)
-----
17 - EPAN_NEng = AVLmpt.Signal;
18 - EPAN_NEng.RTIWInfo.StorageClass = 'Custom';
19 - EPAN_NEng.RTIWInfo.Alias = '';
20 - EPAN_NEng.RTIWInfo.Alignment = -1;
21 - EPAN_NEng.RTIWInfo.CustomStorageClass = 'VAR';
22 - EPAN_NEng.RTIWInfo.CustomAttributes.HeaderFil
23 - EPAN_NEng.RTIWInfo.CustomAttributes.Owner = '
24 - EPAN_NEng.RTIWInfo.CustomAttributes.Definitio
25 - EPAN_NEng.RTIWInfo.CustomAttributes.Persisten
26 - EPAN_NEng.Description = 'Engine Speed (Combu
27 - EPAN_NEng.DataType = 'uint16';
28 - EPAN_NEng.Min = 0;
29 - EPAN_NEng.Max = 65535;
30 - EPAN_NEng.DocUnits = 'rpm'; |
31 - EPAN_NEng.Dimensions = 1;
32 - EPAN_NEng.DimensionsMode = 'auto';
33 - EPAN_NEng.Complexity = 'real';
34 - EPAN_NEng.SampleTime = -1;
  
```

Calibration Files Handling

- Default Global Calibration File under **mdl_test**/**<compname>.dcm**
- Tear-down
- Test Case calibration files:
 - **<TCid>_Cal.m** (extracted from **_Data.m**; only **.Value**)
 - **_full.dcm** is rewritten after run for documentation and traceability



=> this allows handling of TC calibration variation as Delta in an M-File

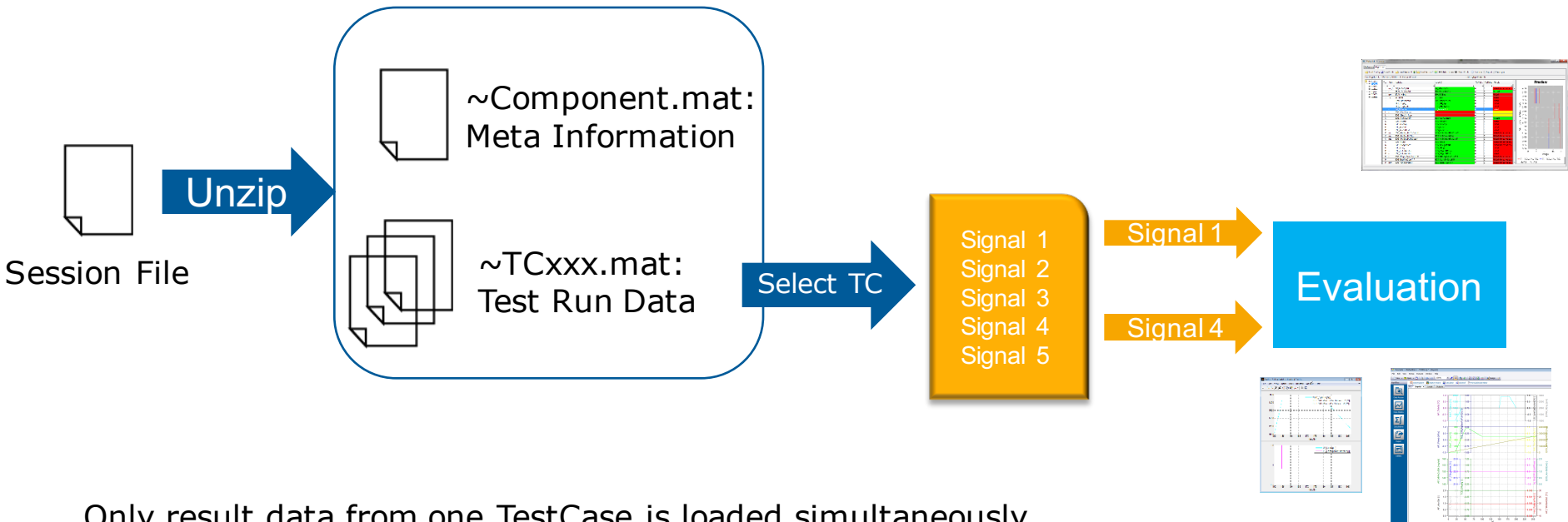
```

Run TC001 (1 of 1)
TC001 calibration file TC001_Cal.m loaded to base workspace.
ws2dcm:Workspace was exported to TC001_full.dcm
TestCase full dcm calibration file "D:\MATLAB\MiLExamples\LamSpBas\mdl_test\TC001\TC001_full.dcm" was written.
createTestHarness: LamSpBas_miltest.mdl TestHarness was created for Stimuli "TC001_Sti.mat" from model
"mdl_test\LamSpBas_Test.mdl".
TC001: simulate LamSpBas_miltest - sim time:2.599900e+002s
TC001: simulation finished!
Restore default calibrations (teardown)
Scanning D:\MATLAB\MiLExamples\LamSpBas\mdl_test\LamSpBas.dcm file... Please wait!
mdl_test\LamSpBas.dcm was loaded to base workspace.
mil_run: End
  
```

```

D:\Sandboxes\vrkstrain\LamSpBas\mdl_test\TC008\TC008_Cal.m
EDITOR PUBLISH VIEW
1 - LS_LamCorrnInCatOvrheatd_Cur.Value = ...
2 [-0.5 -0.37548828125 -0.2509765625 -0.12646484375 -0.001953125 0.12255859375 ...
3 0.2470703125 0.37158203125 0.49609375];
4 - LS_LamSpInCatOvrheatd_Map.Value = ...
5 [1 1 1 1 1 1;
6 1 1 1 1 0.9502;
7 1 1 1 0.9502 0.9004;
8 1 1 1 0.9004 0.8496;
9 1 1 1 0.9502 0.8496 0.7998;
10 1 1 1 0.9004 0.7998 0.75];
11
Ln 1 Col 1
  
```

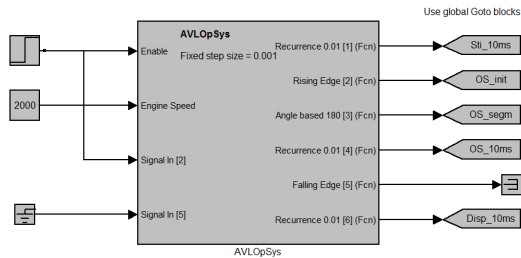
Lean Simulation Data Handling



Only result data from one TestCase is loaded simultaneously.
 With matfile API, only the necessary signals are loaded.

Prerequisite: Standard Component Structure

Model Template with Operating System



Model_template/OpSys/AVLOpSys

Step Size: 0.001

	Type	Angle/Recurrence	Trigger
1	Recurrence	0.01	Function Call
2	Rising Edge	-	Function Call
3	Angle based	180	Function Call
4	Recurrence	0.01	Function Call
5	Falling Edge	-	Function Call
6	Recurrence	0.01	Function Call

AVL logo

Move Up, Move Down, Add, Delete, Apply

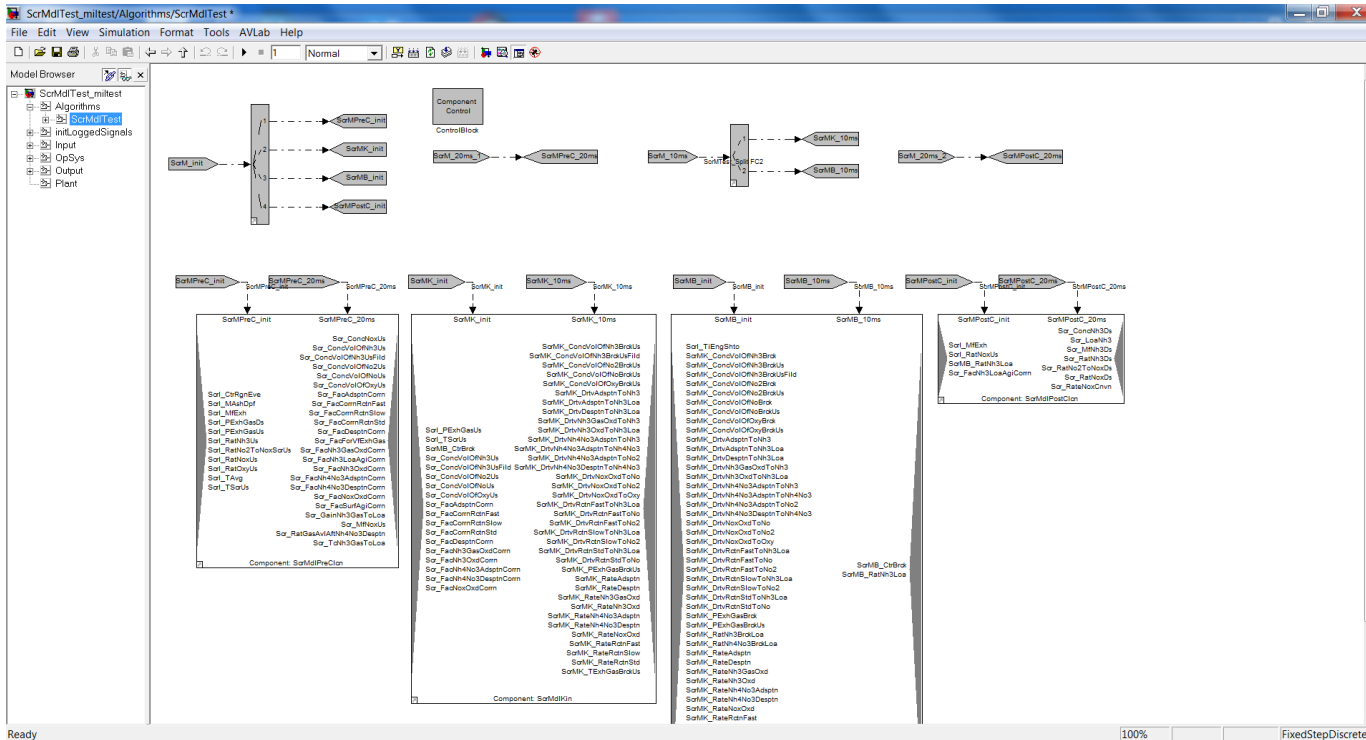


Support Closed-loop Test with Plant Model

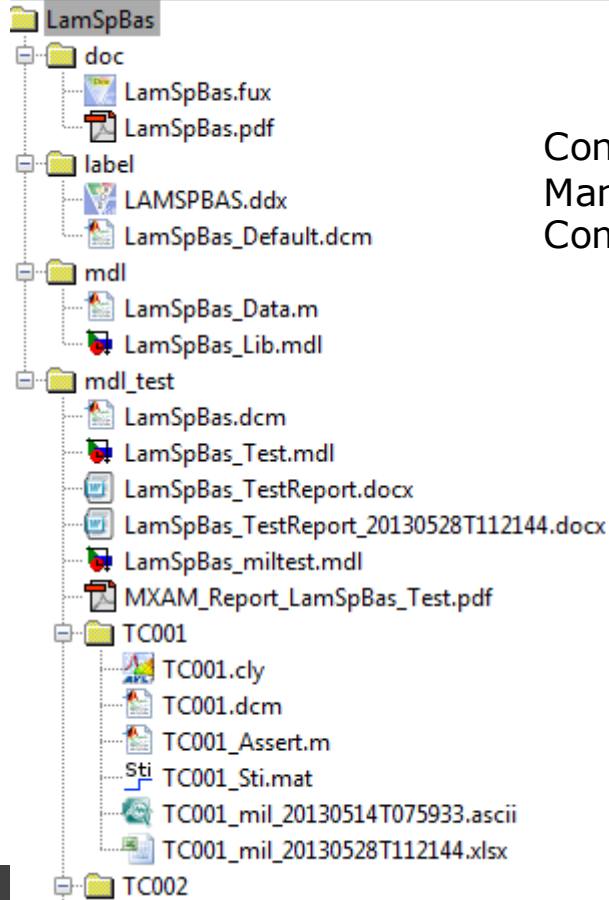
Component Aggregation (Model)



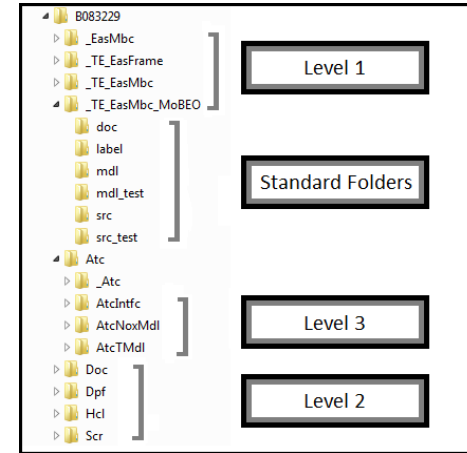
Scheduling is Semi-automatically created at aggregation



Standard Component File Structure



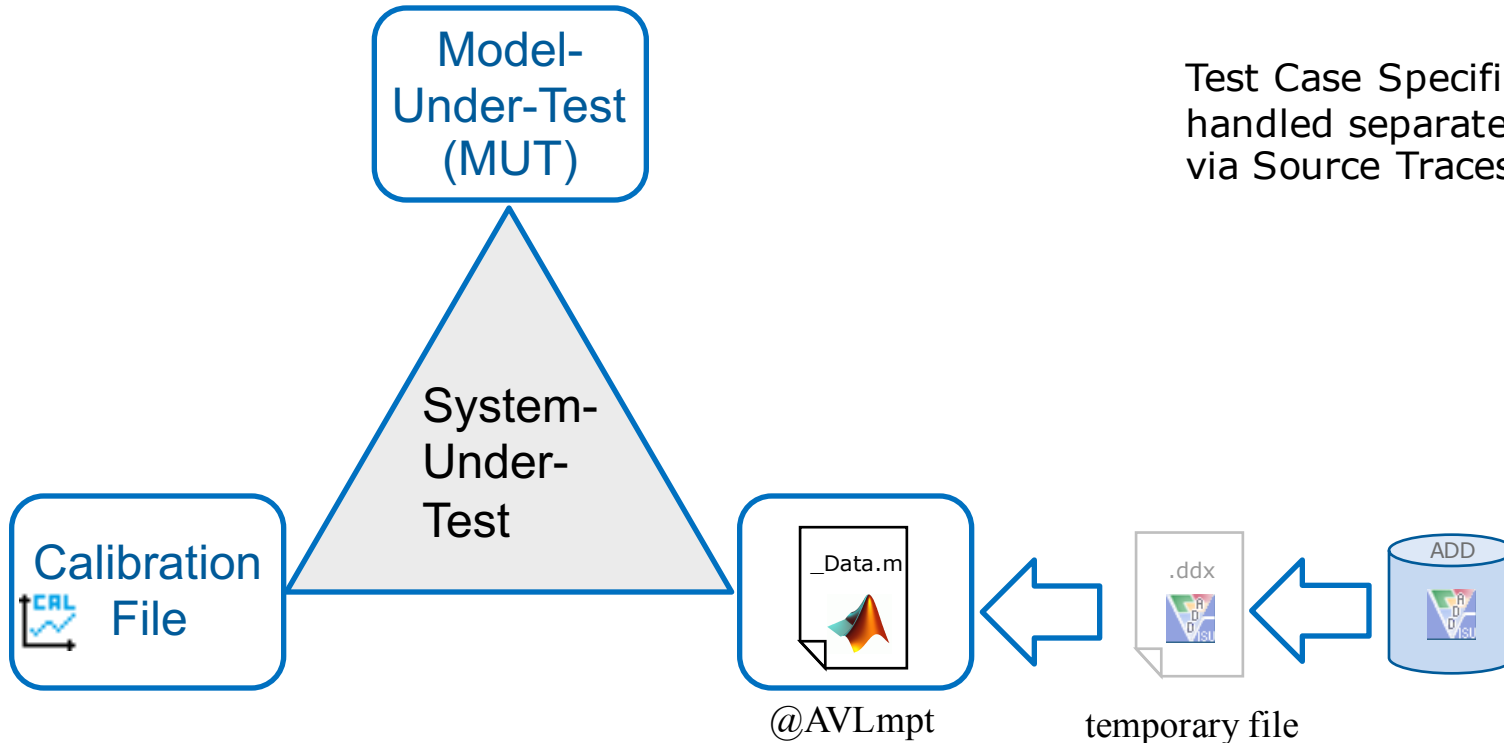
Configuration Management Plan at Component Level



CM Plan at Project/ ASW Sys Level with 3 levels architecture.
Level 1 = Aggregation Level

System-Under-Test Definition

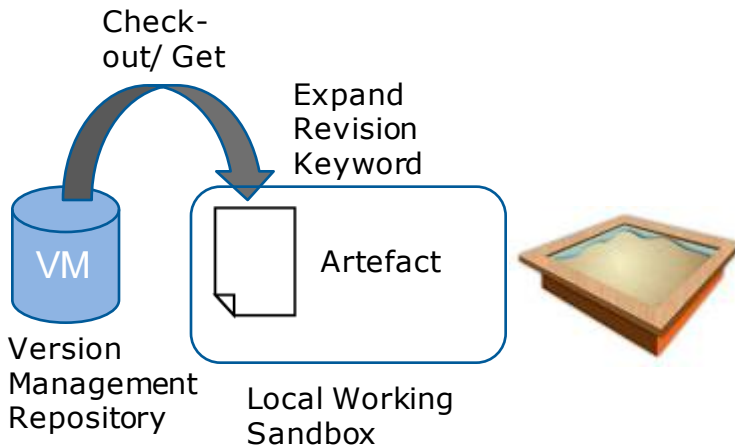
Test Case Specification files are handled separately and traced via Source Traces.



Split Data Definition from Values

Traceability System-Under-Test (Solution 1)

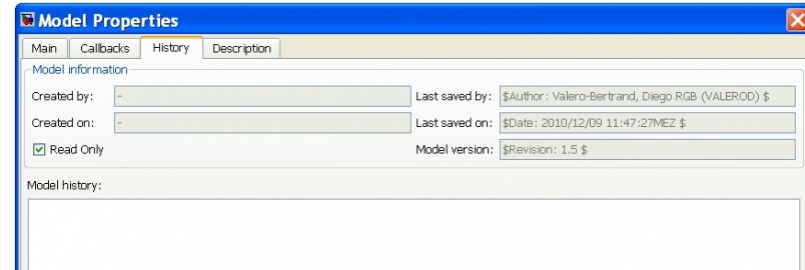
Display revision information as Expanded Keywords Properties



```

% Copyright (c) AVL Software and Functions GmbH 2011
% $Revision: 1.6 $, $Date: 2015/07/31 09:30:47GMT+00:00 $ by $Author: Dalon, Thierry AVL/DE (DALONT) $
    
```

ASCII File



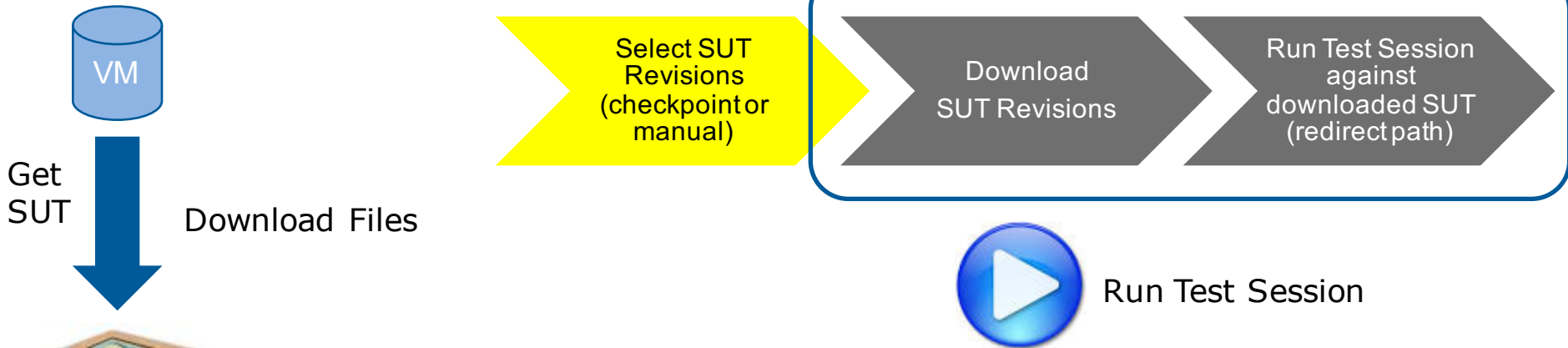
Simulink Model



If file is modified after Check-out/ Get, contained revision information is obsolete. This information can not be used as consistent trace to the VM repository.

Traceability System-Under Test (Solution 2)

Solution 2: Download SUT files and run test session against them without modifying local version in one batch



Drawbacks:

- Need to download revisions (even if already in Sandbox.)
- Cumbersome path redirect handling.

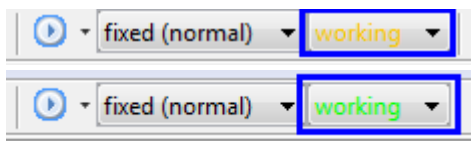
Traceability System-Under-Test (Solution 3)

Solution 3: Run against working files and gather on the fly suspect/weak trace information

2.2 Test Environment

Information is necessary to guarantee the reproducibility of test results.

Test evaluation tool	AVLab 2.6.0.1		
Simulation environment	MATLAB/Simulink 8.2 (R2013b)		
	AVLib		
MKS Revision	working		
Run Mode	MiL fixed		
ADD			
Container	N/A	Version	N/A
		Status	N/A
		Data type	N/A
Project	N/A		
System under Test			
MUT	LamSpBas_test.mdl	1.28 (modified)	weak trace
Data File	LamSpBas_Data.m	1.26	
Calibration File	LamSpBas.dcm	1.5	

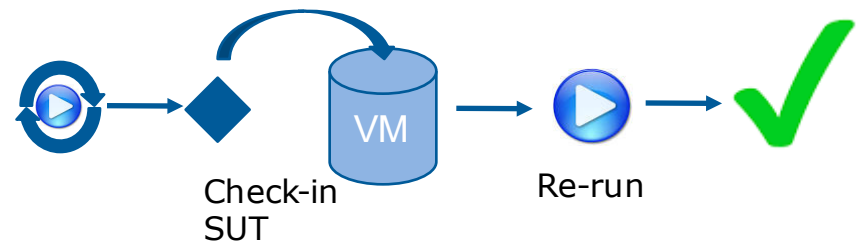


Advantages:

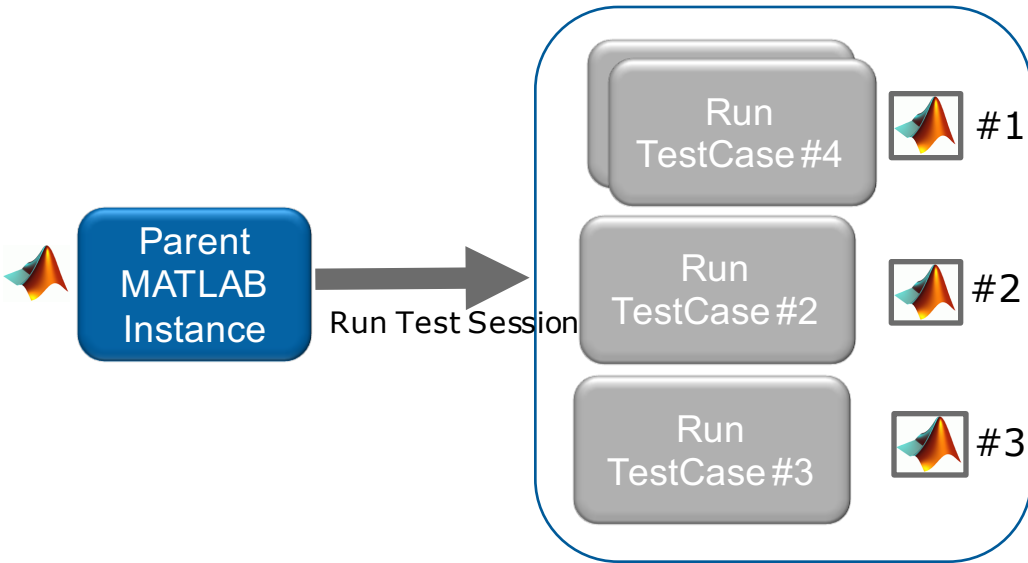
- No need for download and SUT redirect
- Can be checked automatically (at review, checkpoint...)



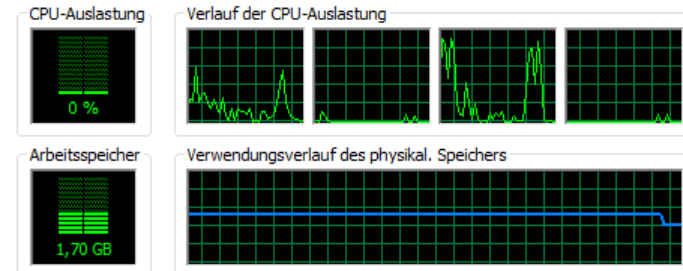
Drawback: Need to check-in/commit and **re-run** test for green reporting



Parallel Execution



Allocated memory in children MATLAB instances is freed up after every run.



Parallel Simulation
Example 3 Children MATLAB Instances



Parallel Execution - Process

